
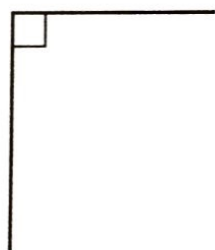
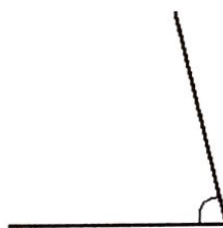


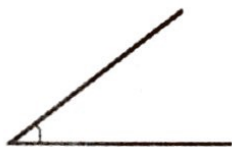


Naming angles

Sheet 1

Label each of these angles either acute, right or obtuse.

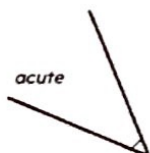
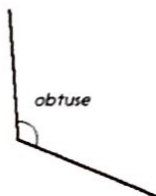
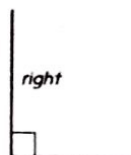
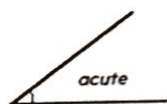


Challenge

Draw two more angles of each type, in different orientations.

Shape Answers

Day 1 Naming angles Sheet 1



Challenge

Accept children's drawings of acute, right and obtuse angled triangles in different orientations as in the above diagrams.