



## Write away!

Now you're ready to write your first Jungle Log!

- ★ Use your plan (and the model for Atanti if it helps) to draft your log on a separate piece of paper.

### Remember to:

- add detail to your sentences by using *and* or *but*;
- add explanation to your sentences using *because*;
- use fronted adverbials like *After that* or *because*, to start some sentences;
- check your capital letters at the start of sentences, full stops at the end and commas after a fronted adverbial or the phrase introduced by the fronted adverbial.



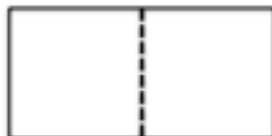
★Don't forget to read your work and check it flows and makes sense.

Well done! How about publishing your log? Follow the instructions below to make a fold-out log. Draw your jungle on the front and write your log inside!

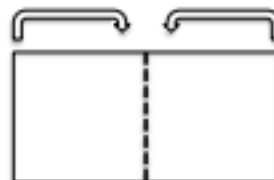
### How to make an explorer log




A4 paper



Fold it in half



Fold each side into the middle



You have a log!



Write inside and draw your jungle on the front